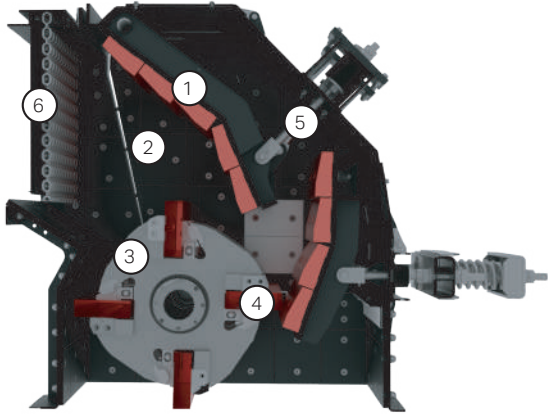


FTI-110-S

MOBILE IMPACT CRUSHER



- 1 The newly designed pendulum liners, made of high-strength material and easily replaceable, play an important role in achieving the crushing process with high efficiency.
- 2 Side impact plates with high strength
- 3 The heavy-duty rotor shaft and bearings are equipped with an automatic lubrication system as standard.



- 4 Rotor blades with high strength and durability enable long-term use. The rotor blade can be used reversibly, optimizing efficiency.
- 5 The crushing distance (CSS) between the pendulum plates and the rotor blade can be adjusted hydraulically, allowing for maximum efficiency.
- 6 In the crusher with a rotor dimensions of Ø 1100x1000 mm, the cover piston is activated during large material loading to prevent blockages.


TECHNICAL SPECIFICATIONS

SPECIFICATIONS	DATA
Crusher	Impact Crusher
Rotor Dimensions	Ø 1100x1000 mm
Rotor Speed	600 RPM
Adjustment Type	Hydraulic
Drive	Electric Motor V Belts


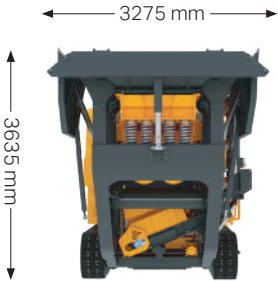
SPECIFICATIONS	DATA
Power Unit	
Motor Power	360 kVA / 386 hp
Diesel Tank Capacity	350 Liter
Hydraulic Oil Tank Capacity	180 Liter

Note: All weights and dimensions are valid only for standard units.

WORKING DIMENSIONS



TRANSPORT DIMENSIONS



Weight : 50000 kg

The information in this document is for informational purposes only and is subject to change without prior notice. FABO Global does not accept any responsibility for errors or omissions in this document or for the use of the information provided herein. Due to our continuous product development process, we reserve the right to change technical specifications without prior notice. The product performance data provided in this brochure is for guidance only; this information does not constitute an explicit or implied warranty or commitment, but rather shows test samples. Results may vary depending on the application. Photos are for promotional purposes only; some or all of the machines in the visuals may be equipped with optional additional equipment. For detailed information about optional equipment, please contact us.

FTI-110-S MOBILE IMPACT CRUSHER WITH SCREENING

THE NEW LEADER IN IMPACT CRUSHERS

The FTI-110-S is one of the most prominent models in the product range and is currently among the most preferred mobile impact crushers worldwide.

The FABO FTI series is designed to meet all the mobile crushing and screening needs of professional users, standing out with its reliability, durability, and high performance.

Thanks to its wide feed opening and high impact energy, it delivers excellent size reduction rates with high efficiency. The powerful impact crusher unit easily handles the toughest stone and debris applications, while the integrated screen system ensures superior performance in both recycling and aggregate production.

The hydraulic lifting/lowering feature, offered as standard on the main conveyor, maximizes operator efficiency by providing ease of maintenance and transport.

KEY FEATURES

- Emission-compliant 360 kVA / 386 hp engine for powerful and efficient performance
- Automatic central lubrication system to reduce maintenance time
- Operating capability in ambient temperatures up to 40–50°C without requiring oil changes
- Special inlet geometry of the crusher unit ensures ideal material feeding, while the proven rotor blades deliver long-lasting high impact force and superior product quality
- Transport and working dimensions compliant with European standards
- Designed for fuel efficiency and low operating costs


PRODUCTION CAPACITY:

200-250 T/H

SPECIFICATIONS	DATA
Equipment:	Impact Crusher
Rotor Dimensions:	Ø 1100 mm x 1000 mm
Max. Feed Size:	500 mm
Transport Dimensions:	16706 mm (Length) 3275 mm (Width) 3635 mm (Height)
Weight	50000 kg

* OPTIONAL

The belt, which can rotate 90 degrees, can be used as a return conveyor and serve as a stock belt.



Bypass Belt

Color screen, user-friendly PLC control system

Control with Remote Control

Easy access to the motor section

Standard double impact crusher

Feeder with wear plates + intermediate screen



- ② Feeder
- High-capacity, vibrating, variable-speed step-by-step grizzly feeder
 - Wear-resistant lining plates installed as standard
 - * CFS system controlling the feeder drive system to ensure continuous and uninterrupted crushing operation

- ① Hopper
- 3 m³ standard capacity
 - * 6 m³ optional capacity
 - * Wear-resistant liner plates

- ⑭ Small Return Conveyor
- Ensures the transfer of large-sized material to the long return conveyor.
 - With its system connected to the screen chassis, it can be removed from the system along with the pre-screen group when needed.

- ⑬ Bypass Conveyor
- Conveyor length: 4600 mm
 - Fine material is separated with the pre-screen. Depending on the user's needs, material can be fed directly to the main conveyor with the help of a flap, or material can be discharged directly from the bypass conveyor.

- ⑫ Screen Discharge Conveyor
- Ensures the discharge of the final product.
 - Its durable structure ensures long-term use.

- ⑪ Long return conveyor
- Large-sized material is redirected back to the crusher to achieve the requested final product size in the most efficient way.
 - Its design, which can move 90°, allows it to be used as a stock conveyor as well.

- ⑩ Pre-Screen
- Efficient material separation with integrated screen system
 - Easily removable and installable pre-screen design, based on need
 - Wear-resistant lining plates (optional)

- ⑨ Track System
- 500 mm wide tracks driven by remote wireless and wired control
 - Radio frequency remote control

- ⑧ Control System (On the other side of the machine)
- Highly efficient hydraulic and electrical system provides superior system control
 - Color screen, user-friendly PLC control system for fully automatic control

- ⑥ Main Conveyor
- 1000 mm wide conveyor
 - * Dust suppression system
 - Hydraulic control system

- ⑤ *Magnetic Separator
- 800 mm conveyor width and 2.2 kW motor power
 - 550 x 1300 mm magnet dimensions

- ④ Generator
- 360 kVA / 386 hp emission-compliant engine
 - Easy access to the motor section for service and maintenance
 - Large capacity 350-liter diesel tank
 - Operates with either diesel or electricity

- ③ Impact Crusher
- High-performance impact crusher with Ø1100 x 1000 mm rotor dimensions
 - Hydraulically adjustable CSS for various applications
 - Easy maintenance and spare part replacement
 - Integrated crane system